

# Central Otago Presbytery Community Profile

## Geography

This presbytery is equivalent to

- o Central Otago Region – made up of districts of:
  - o Central Otago
  - o Queenstown-Lakes

It is included in

- o Otago Rural Area of Southern Police
- o Otago District Health Board

## Map of Central Otago Presbytery



# Central Otago Presbytery region at a glance

Some of the significant highs and lows for two districts in this presbytery compared with the 72 districts in mainland New Zealand are as follows: (**highest/high** in New Zealand; **lowest/low** in New Zealand). Data is from the 2006 census.

Population general	Queenstown-Lakes District	Central Otago District
o Median age (NZ: 35 years)	34 years	43 years
o % of people 0-24 years old	29.17%	28.60%
o % of people 25-44 years old	<b>39.47%</b>	24.06%
o % of people 45-64 years old	22.81%	29.88%
o % of people 65 years old and over	8.55%	17.43%
o Population density (people/km <sup>2</sup> ) (NZ: 9.71)	2.45	1.67
o Population growth (2001-2006)	<b>34.72%</b>	15.08%

## Work and Education

o % receiving income from wages/salary*	<b>68.31%</b>	60.35%
o % receiving income from self-employment*	28.82%	23.25%
o % receiving income from investments*	30.37%	29.67%
o % as full-time students*	<b>4.35%</b>	5.14%
o % without any educational qualification*	<b>11.78%</b>	26.52%
o % graduated from university*	17.15%	8.99%

## Ethnicity

o % European	78.89%	80.87%
o % Maori	5.92%	7.16%
o % Pacific Islander	0.73%	0.59%
o % Asian	4.76%	1.04%

## Family and Household

o couples with children (as % of families)	36.91%	35.78%
o couples without children (as % of families)	<b>55.21%</b>	54.82%
o % solo parents (as % of families with children)	17.70%	20.80%
o % widowed, or bereaved civil union*	<b>2.64%</b>	5.96%
o % who have never married/partnered*	23.79%	15.65%
o Median family income	<b>\$68,000</b>	\$52,600
o Mean weekly rental for households renting	<b>\$294</b>	\$179
o % of households with 6 or more people	<b>1.58%</b>	<b>1.80%</b>
o % of households with only one occupant	19.76%	24.05%

## Benefits

o % receiving unemployment benefit*	<b>0.77%</b>	0.99%
o % receiving sickness benefit*	<b>0.83%</b>	1.59%
o % receiving domestic purposes benefit*	<b>0.83%</b>	1.66%
o % receiving New Zealand superannuation*	<b>9.47%</b>	21.09%

## Faith

o % Christian	45.63%	57.14%
o % Maori Christian	<b>0.25%</b>	0.40%
o % having no religion	<b>38.25%</b>	32.82%
o % following New Age/Spiritualism	0.52%	0.34%
o % Hindu	0.52%	0.18%
o % Islam	0.26%	<b>0.05%</b>
o % Buddhist	<b>1.19%</b>	0.40%

### Notes:

- Statistics with (\*) are for the population aged 15 years and older
- "family" is defined as the total of couples with children plus couples without children plus solo parents
- Statistics in **bold** are 2<sup>nd</sup> highest/2<sup>nd</sup> lowest in New Zealand

## General Comments:

The two districts (Queenstown-Lakes [Q-L] and Central Otago) that make up this presbytery are both sparsely populated, which is not surprising given their rugged geography. Both have also experienced some of the highest population growth in New Zealand. There is less ethnic diversity than the New Zealand average. The typical family is a couple without children, and very few people receive benefits with the exception of NZ Superannuation in Central Otago. Both districts appear prosperous, particularly Queenstown-Lakes. Households tend to be small.

Neither district has many people living in deprived conditions; the proportions of people in the three upper deciles of deprived meshblocks is, 1.7% for Queenstown and 6.4% for Central Otago, amongst the lowest figures in New Zealand.<sup>1</sup>

Otago District Health Board statistics include the Dunedin District as well as the area covered by Central Otago, Clutha and North Otago Presbyteries so it is not possible to break suicide and self-harm statistics down by territorial authority. ODHB records the highest rates of admissions for self-harm in New Zealand (215/100,000 people; NZ average is 152.7). Suicide rates are average, at 13/100,000.<sup>2</sup>

Central Otago District has high numbers of non-casino gaming machines (106/10,000 people). Numbers in Queenstown-Lakes are lower (51.5/10,000), close to the New Zealand average (53.3/10,000).<sup>3</sup>

There are marked differences between these two districts also. Queenstown-Lakes people are young; Central Otago people are much older. Queenstown-Lakes people are more likely to be non-religious or follow other faiths, whereas those in Central Otago are more strongly Christian and there is much less religious diversity.

The presbytery area is strongly Presbyterian at the expense of the other denominations. Presbyterian church attendance has fluctuated over the past five years, and the age structure of congregations is very much older than for the presbytery population in general.

Queenstown-Lakes district stands out in the New Zealand statistics comparison in a number of areas, suggesting that it is a very atypical district. However, when combined with the Central Otago statistics to give the final presbytery statistic the differences are more muted, although the bias towards people in the 25-44 year age group still shows, along with the less diverse ethnicity and a greater proportion of family incomes in the \$30,000 to \$70,000 region.

---

<sup>1</sup> NZDep2001 Index of Deprivation: A meshblock is the smallest area used for census data, typically contains around 110 people (a city block). The figure is for those living in decile 8-10 meshblocks.

<sup>2</sup> Miranda Devlin. Ministry of Health. 2006. *Suicide Facts: 2004–2005 data*.

<sup>3</sup> Kylie Mason. Ministry of Health. 2006. *Problem Gambling Geography of New Zealand 2005*. Wellington: Ministry of Health.

# Selected Statistics for Central Otago Presbytery region

Note: The same statistic for all of New Zealand is given in square brackets e.g. [NZ: 20%]

## Population

At the 2006 Census of Population and Dwellings:

- o The census usually resident population count for Central Otago Presbytery region was 39,603, a change of 25.70% since 2001 [NZ: change = 7.8%].

## Numbers of people counted

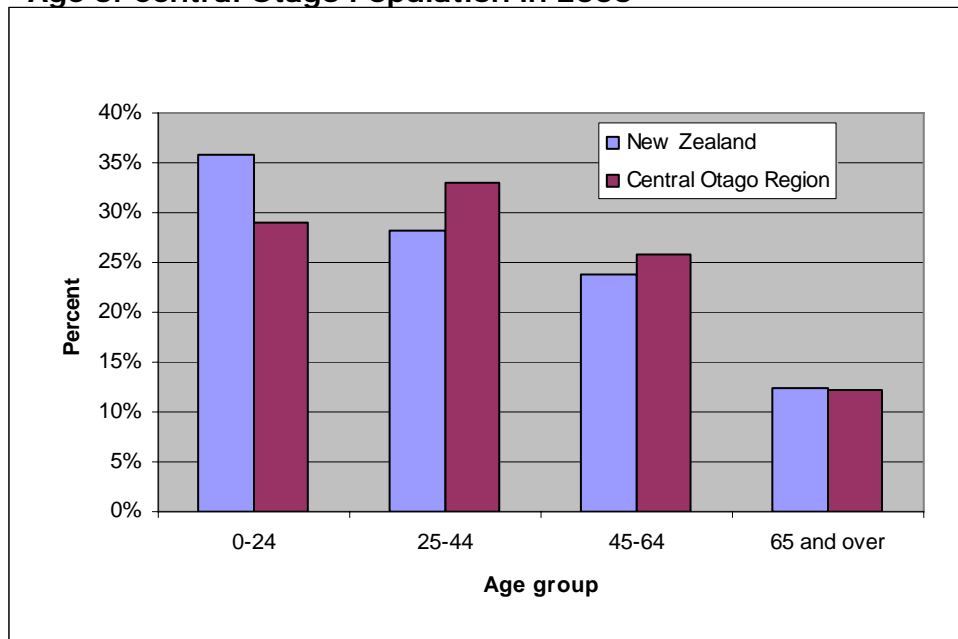
	Central Otago	New Zealand
<b>Males</b>	20,095	1,965,648
<b>Females</b>	19,504	2,062,323
<b>Total</b>	39,603	4,027,971

## Age profile

At the 2006 Census:

- o 17.2% of people in Central Otago Presbytery region were **under 15** years old [NZ: 21.5%].
- o 12.3% of people in Central Otago Presbytery region were **over 65** years old [NZ: 12.3%].

Age of Central Otago Population in 2006



## Employment

At the 2006 Census:

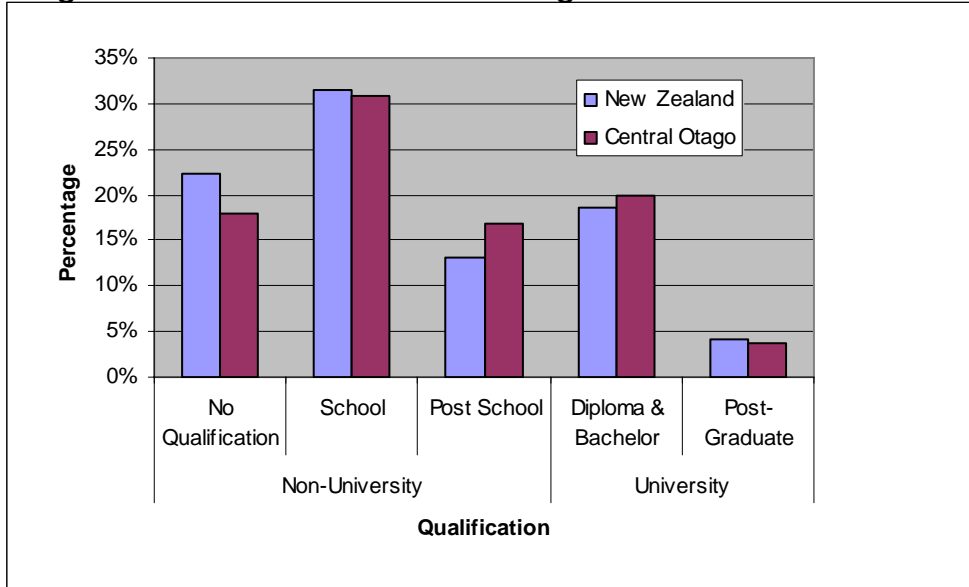
- o The **unemployment rate** in Central Otago Presbytery region was 1.9% [NZ: 5.4%].
- o The most popular occupational group in Central Otago Presbytery region was Managers at 21.5% [NZ: professionals (18.9%)].

## Education

At the 2006 Census:

- o 40.6% of people aged 15 years and over in Central Otago Presbytery region had a **post-school qualification** [NZ: 35.8%].

**Highest Qualification in Central Otago and NZ**

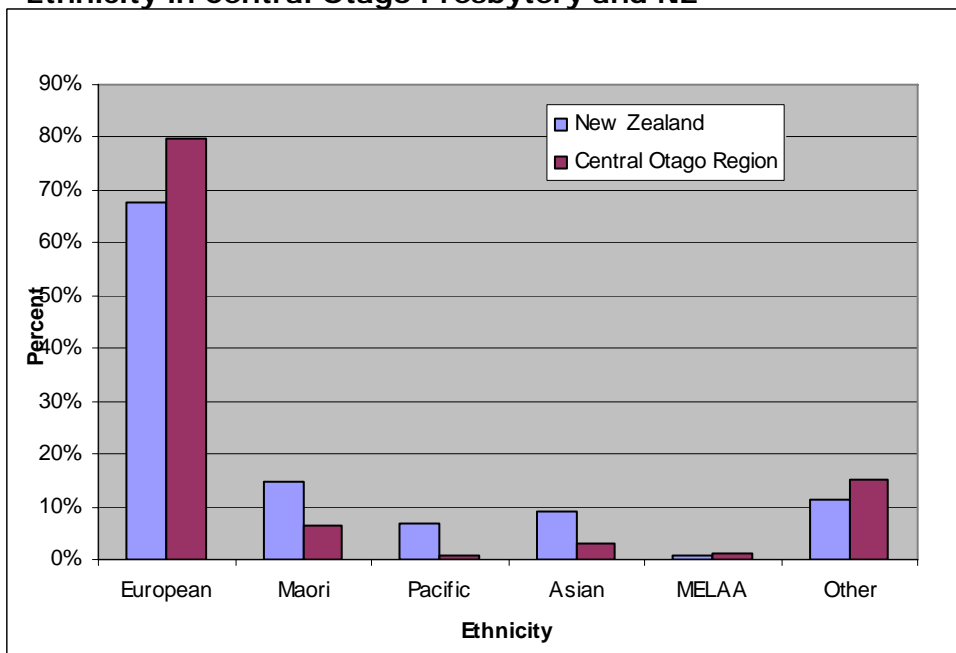


## Ethnic groups

At the 2006 Census:

- o 79.7% of people in Central Otago Presbytery region said they belong to the European ethnic group [NZ: 67.6%].

**Ethnicity in Central Otago Presbytery and NZ**



MELAA = Middle East, Latin American and African

## Families

At the 2006 Census:

- o There were 10,758 families in Central Otago Presbytery region.

### Family type

	Central Otago	New Zealand
<b>Couples with child(ren)</b>	36.4%	42.0%
<b>Couples without children</b>	55.0%	39.9%
<b>1 parent with child(ren)</b>	8.5%	18.1%

### Marital Status

	Central Otago	New Zealand
<b>Never married</b>	31.1%	31.4%
<b>Married (not civil union)</b>	47.1%	44.8%
<b>Previously married/partnered</b>	13.2%	16.0%

'Previously married/partnered' includes separated, divorced and bereaved.

## Households

At the 2006 Census, in Central Otago Presbytery region there were 15,180 households:

- o **Mean number of household members:** [NZ: 2.7]

Central Otago District	2.4
Queenstown-Lakes District	2.5

- o **access to a telephone:** 86.4% of households [NZ: 91.7%].
- o **access to the internet:** 62.7% of households [NZ: 60.5%].
- o **access to a motor vehicle:** 95.9% of households [NZ: 92.2%].
- o **mean weekly rent** for rented permanent private dwellings: [NZ: \$225]

Central Otago District	\$179
Queenstown-Lakes District	\$294

- o **ownership of dwelling** with or without a mortgage, 66.2% [NZ: 66.9%].

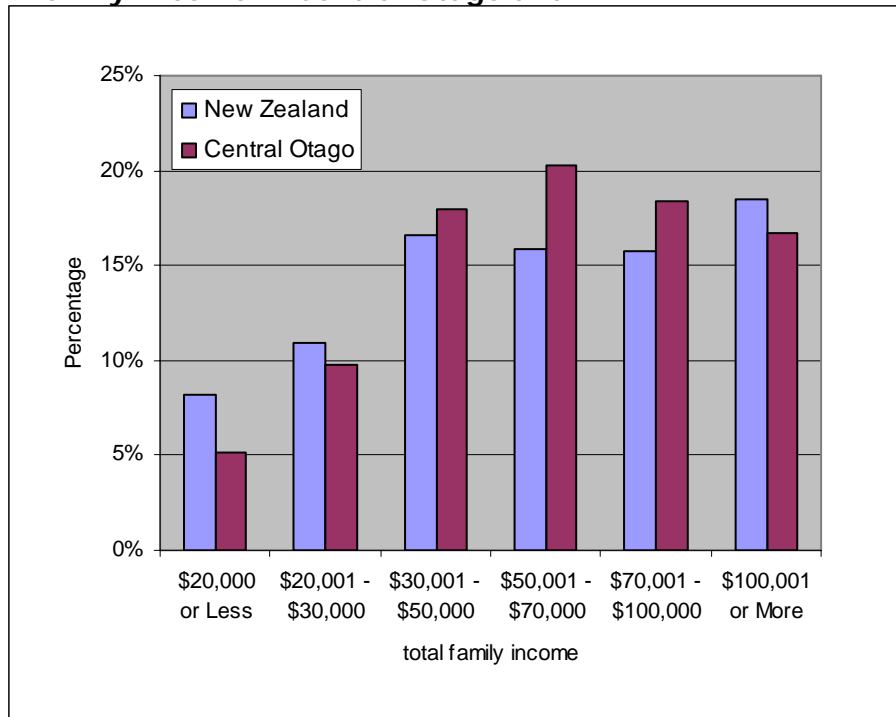
## Income

At the 2006 Census:

- o The median family income in Central Otago Presbytery region was: [NZ: \$59,000]

Central Otago District	\$52,600
Queenstown-Lakes District	\$68,000

**Family Income in Central Otago and NZ**



## Benefits and Allowances

The percentages of people 15 years of age and over in Central Otago Presbytery region receiving the following government benefits and allowances are:

### Benefits and Allowances

	Central Otago region	New Zealand
Unemployment Benefit	0.80%	3.11%
Sickness Benefit	1.03%	2.38%
Domestic Purposes Benefit	1.10%	3.14%
Student Allowance	0.65%	2.17%

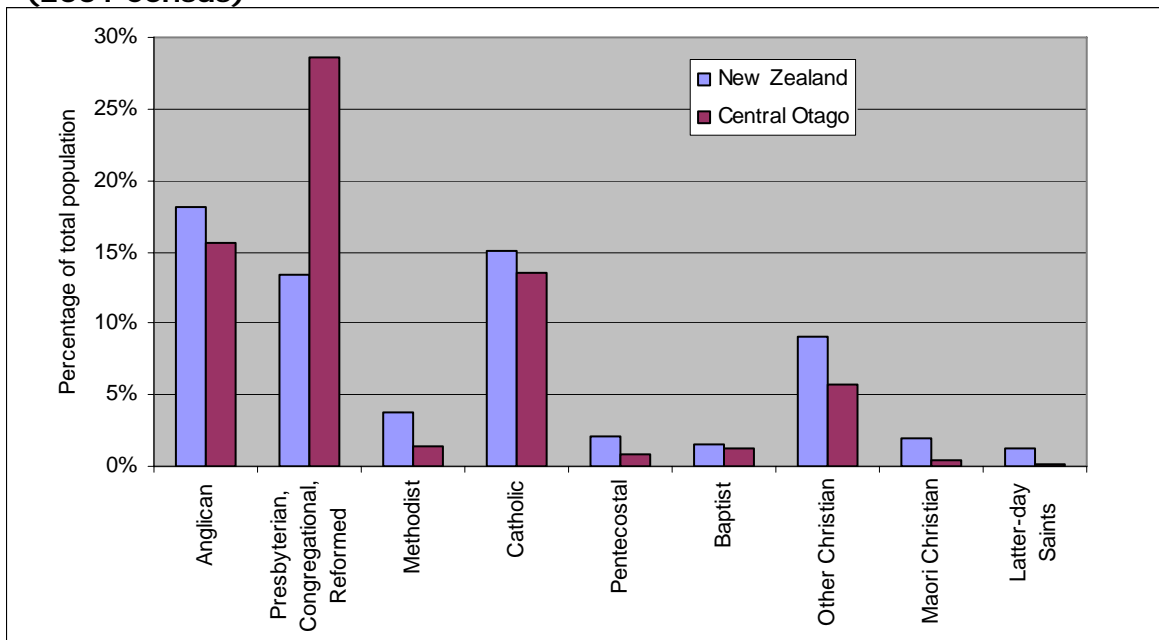
## Religion

### Religious Affiliation (2006 Census)

	Christian	Māori Christian	*New Age Religions	Judaism	Islam	Hindu	Buddhist	Other Religions	No Religion
New Zealand	58.03%	1.88%	0.57%	0.20%	1.03%	1.84%	1.50%	0.70%	37.13%
Central Otago	58.09%	0.35%	0.51%	0.17%	0.21%	0.44%	0.99%	0.33%	41.39%

\* includes Spiritualism

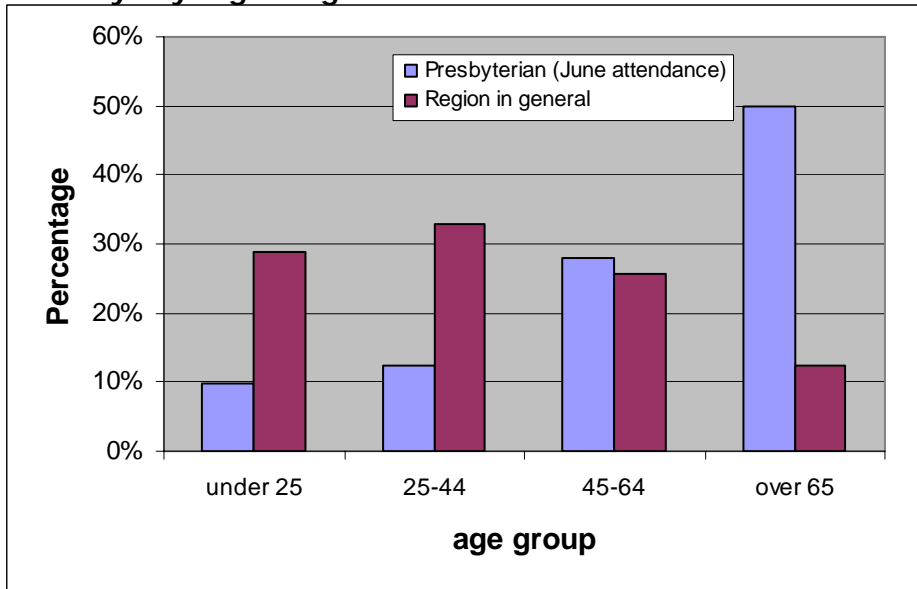
### Christian Denomination in Central Otago Presbyterian region and NZ (2001 Census)



**“Other Christian”** includes Church of Christ, Lutheran, Adventists, Orthodox, Evangelical non-denominational, Reformed, Uniting/Union, Salvation Army, smaller groups and Christians who did not define their denomination further

# Presbyterian Church Statistics for Central Otago Presbytery

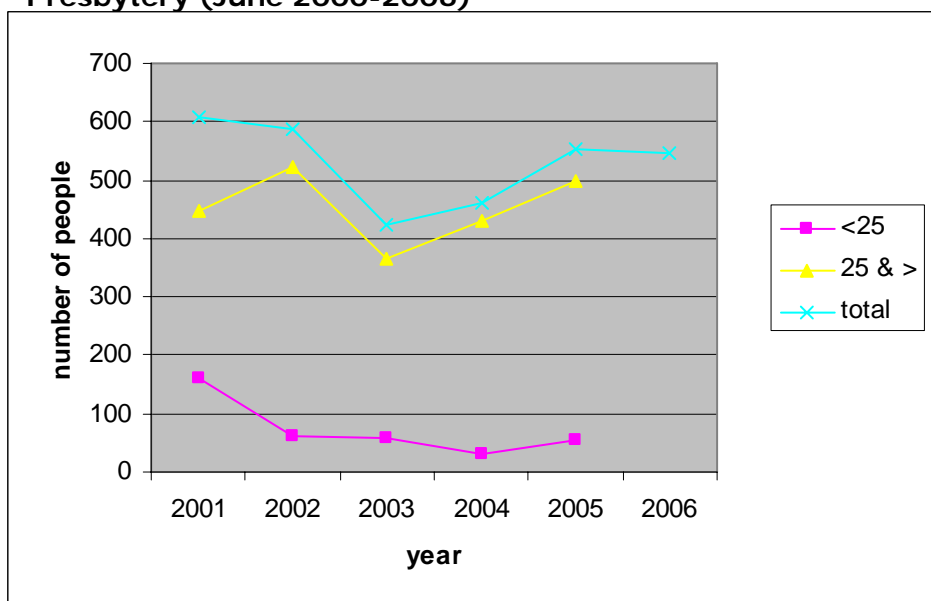
**Age of those attending worship during June 2005 in Central Otago Presbytery compared with Central Otago Presbytery region age structure**



Average numbers attending worship in June 2005 were 552547.

In the 2001 census, 7,875 people in Central Otago Presbytery region identified themselves as being Presbyterian. Presbyterian statistics record an average June worship attendance of 608 people in 2001 in the whole of Central Otago Presbytery.

**Average Worship Attendance in Central Otago Presbytery (June 2000-2006)**



No statistics for the year 2000. Age categories are different for 2006 so only the total number can be given.