

Hawkes Bay Presbytery Community Profile

Geography

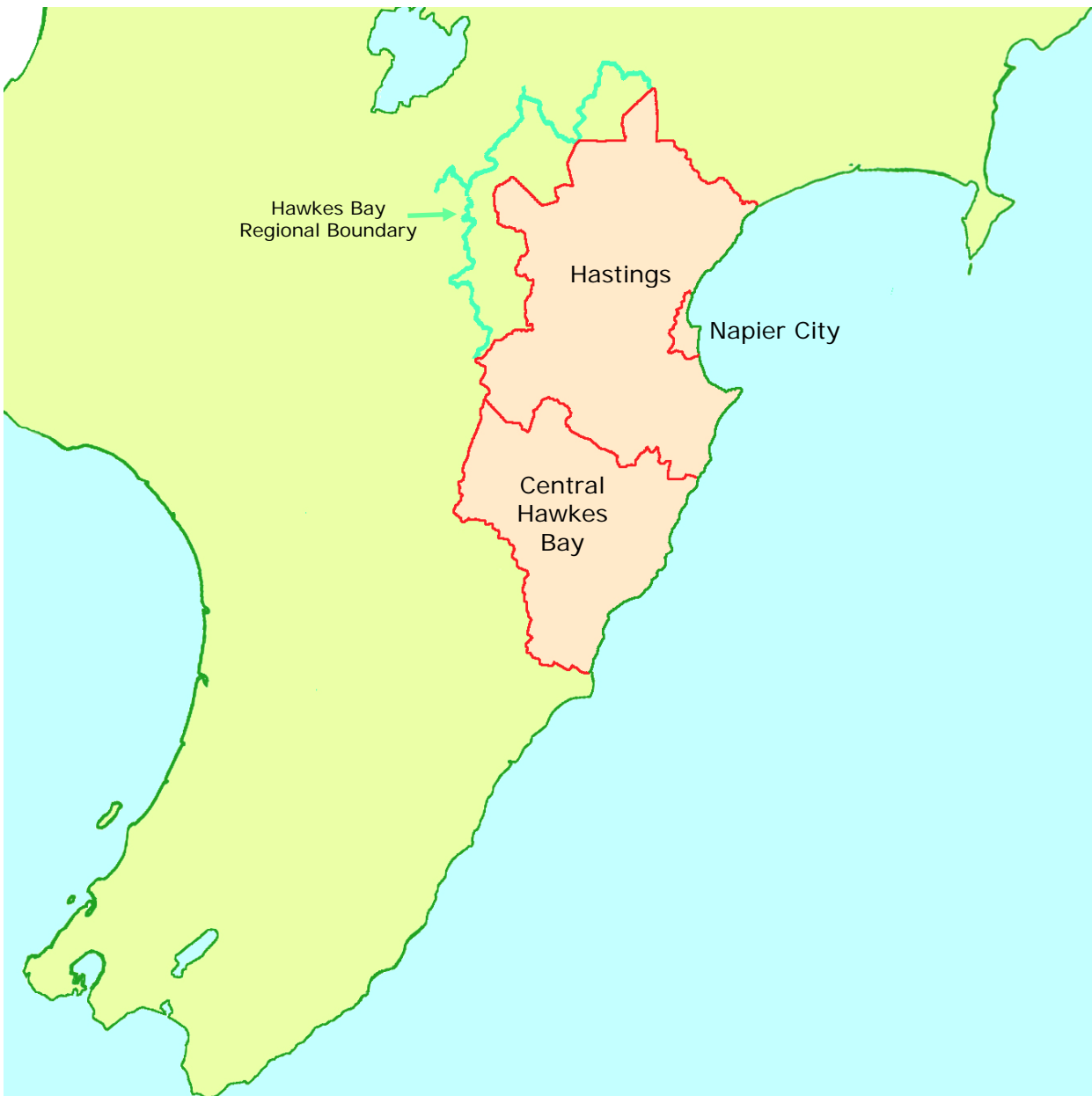
This presbytery is equivalent to

- Hawkes Bay Region – made up of districts of:
 - Hastings
 - Napier City
 - Central Hawkes Bay

It is also equivalent to

- Eastern Police District areas of Napier and Hastings
- Hawkes Bay District Health Board (minus Wairoa portion)

Map of Hawkes Bay Presbytery





Hawkes Bay Presbytery region at a glance

Some of the significant highs and lows for the districts in this presbytery compared with the 72 districts in mainland New Zealand are as follows: (highest/high in New Zealand; lowest/low in New Zealand). Data is from the 2006 census.

Population general	Hastings District	Napier City	Central Hawkes Bay
Median age (NZ: 35 years)	36 years	38 years	39 years
% of people 0-24 years old	36.66%	33.43%	34.01%
% of people 25-44 years old	25.86%	25.90%	24.87%
% of people 45-64 years old	24.64%	25.07%	27.78%
% of people 65 years old and over	12.84%	15.60%	13.29%
Population density (people/km ²) (NZ: 9.71)	13.58	524.21	3.89
Population growth (2001-2006)	5.07%	3.16%	1.03%

Work and Education

% receiving income from wages/salary*	60.46%	60.11%	59.94%
% receiving income from self-employment*	16.94%	13.06%	21.58%
% receiving income from investments*	23.90%	24.23%	25.30%
% as full-time students*	7.65%	7.97%	6.39%
% without any educational qualification*	27.09%	26.52%	30.33%
% graduated from university*	9.38%	9.87%	7.32%

Ethnicity

% European	66.99%	72.41%	74.51%
% Maori	23.85%	18.18%	21.29%
% Pacific Islander	5.08%	2.56%	2.04%
% Asian	2.80%	2.60%	0.81%

Family and Household

couples with children (as % of families)	40.41%	36.38%	39.42%
couples without children (as % of families)	38.46%	42.33%	44.86%
% solo parents (as % of families with children)	34.35%	36.94%	28.40%
% widowed, or bereaved civil union*	5.70%	6.38%	5.42%
% who have never married/partnered*	20.97%	21.64%	18.43%
Median family income	\$53,300	\$52,500	\$52,900
Mean weekly rental for households renting	\$183	\$193	\$145
% of households with 6 or more people	5.20%	3.32%	3.42%
% of households with only one occupant	23.20%	26.02%	23.24%

Benefits

% receiving unemployment benefit*	3.32%	2.79%	2.25%
% receiving sickness benefit*	3.24%	3.10%	2.25%
% receiving domestic purposes benefit*	4.65%	4.54%	3.44%
% receiving New Zealand superannuation*	16.49%	19.60%	17.04%

Faith

% Christian	54.49%	51.51%	56.17%
% Maori Christian	3.30%	2.94%	2.71%
% having no religion	27.90%	32.82%	29.13%
% following New Age/Spiritualism	0.49%	0.65%	0.56%
% Hindu	0.49%	0.25%	0.09%
% Islam	0.33%	0.26%	0.19%
% Buddhist	0.50%	0.74%	0.28%

Notes:

- Statistics with (*) are for the population aged 15 years and older
- "family" is defined as the total of couples with children plus couples without children plus solo parents
- Statistics in **bold** are 2nd highest/2nd lowest in New Zealand

General Comments

This presbytery as a whole has no extreme statistics, and neither do the three districts that are included in it. Napier City and Hastings District have more in common with each other than with Central Hawkes Bay statistically; the first two have higher numbers of people on benefits. The combined rural/urban nature of Hastings District is likely to mask some of the statistics for these two different areas of the district.

Central Hawkes Bay has the characteristics of a rural area, with higher incomes from self-employment, lower educational levels and less racial and religious diversity, being predominantly European and Christian.

None of the districts has an overall high presence of deprivation; Hastings District (39%) and Napier City (33.6%) show above average levels, and Central Hawkes Bay (23.1) below average.¹

Napier City (69.9/10,000), Central Hawkes Bay (65.4) and Hastings District (59.1) all have above average numbers of non-casino gaming machines.²

Hawkes Bay District Health Board records above average suicide rates (17.8/100,000; NZ average is 13) but well below average rates of hospital admission for self harm (68.7/100,000; NZ average is 153).³

Presbyterian church attendance is in gradual decline in the presbytery as a whole, and the age structure of congregations is biased towards older people compared to the presbytery population in general. The increase in attendance in 2006 is interesting!

¹ NZDep2001 Index of Deprivation: A meshblock is the smallest area used for census data, typically contains around 110 people (a city block). The figure is for those living in decile 8-10 meshblocks.

² Kylie Mason. Ministry of Health. 2006. *Problem Gambling Geography of New Zealand 2005*. Wellington: Ministry of Health.

³ Miranda Devlin. Ministry of Health. 2006. *Suicide Facts: 2004–2005 data*.

Selected Statistics for Hawkes Bay Presbytery region

Note: The same statistic for all of New Zealand is given in square brackets e.g. [NZ: 20%]

Population

At the 2006 Census of Population and Dwellings:

- o The census usually resident population count for Hawkes Bay Presbytery region was 147,636, a change of 10.25% since 2001 [NZ: change = 7.8%].

Numbers of people counted

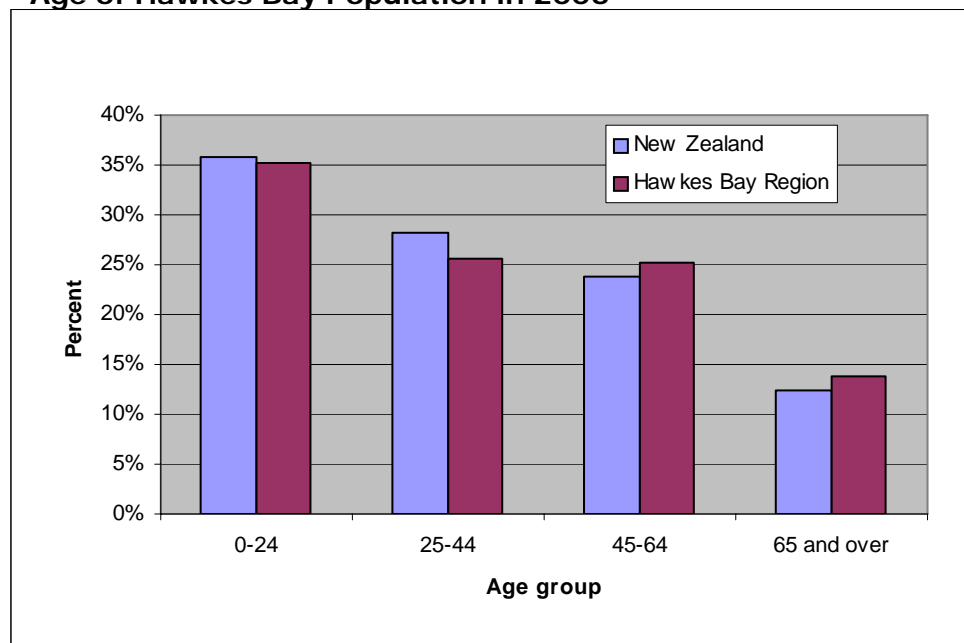
	Hawkes Bay	New Zealand
Males	71,682	1,965,648
Females	75,960	2,062,323
Total	147,636	4,027,971

Age profile

At the 2006 Census:

- o 23.0% of people in Hawkes Bay Presbytery region were **under 15** years old [NZ: 21.5%].
- o 13.9% of people in Hawkes Bay Presbytery region were **over 65** years old [NZ: 12.3%].

Age of Hawkes Bay Population in 2006



Employment

At the 2006 Census:

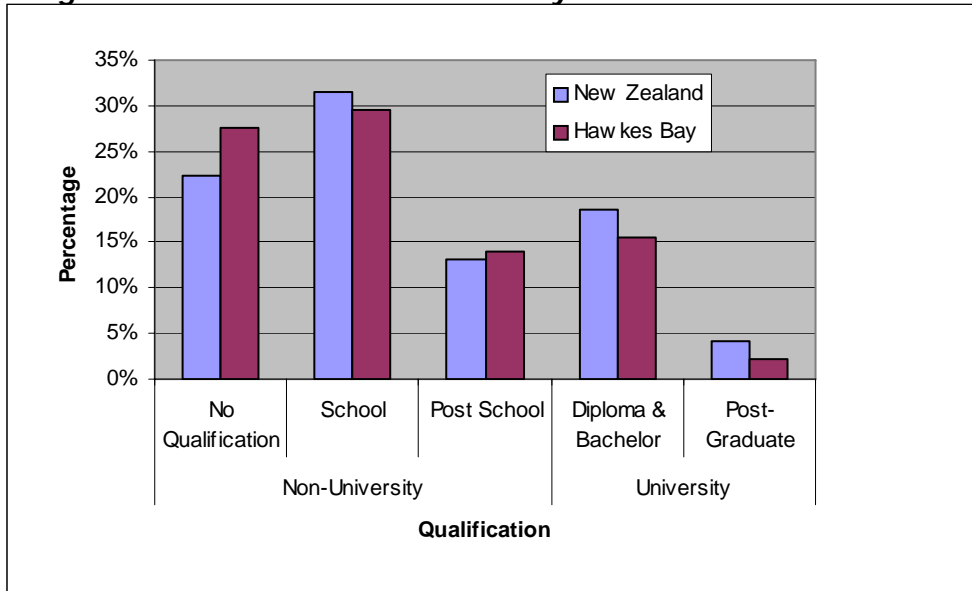
- o The **unemployment rate** in Hawkes Bay Presbytery region was 4.6% [NZ: 5.4%].
- o The most popular occupational group in Hawkes Bay Presbytery region was Labourers at 17.9% [NZ: professionals (18.9%)].

Education

At the 2006 Census:

- 31.7% of people aged 15 years and over in Hawkes Bay Presbytery region had a **post-school qualification** [NZ: 35.8%].

Highest Qualification in Hawkes Bay and NZ

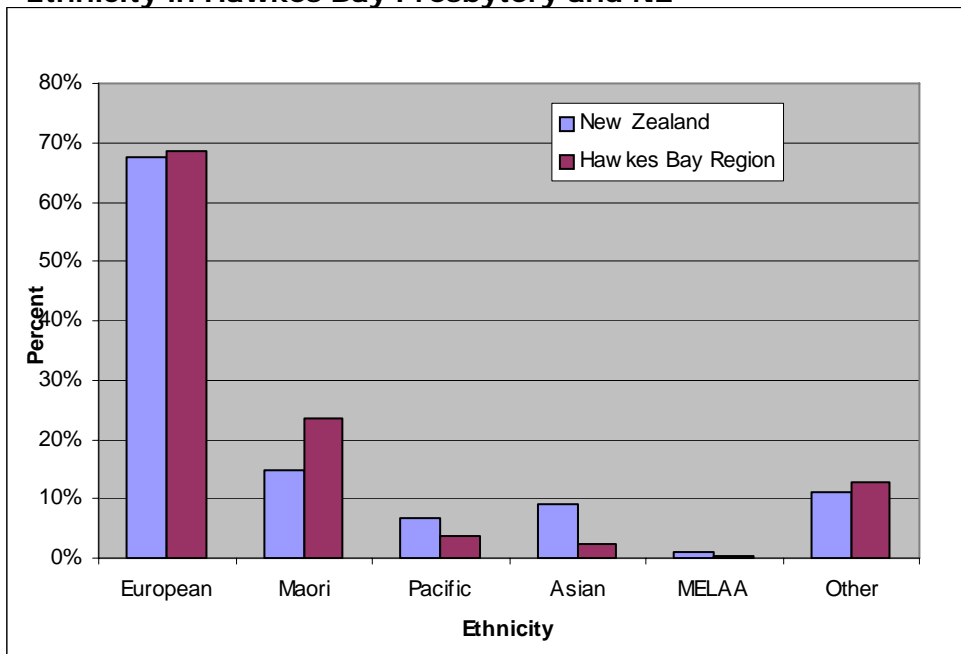


Ethnic groups

At the 2006 Census:

- 68.5% of people in Hawkes Bay Presbytery region said they belong to the European ethnic group [NZ: 67.6%].

Ethnicity in Hawkes Bay Presbytery and NZ



MELAA = Middle East, Latin American and African

Families

At the 2006 Census:

- There were 39,753 families in Hawkes Bay Presbytery region.

Family type

	Hawkes Bay	New Zealand
Couples with child(ren)	38.6%	42.0%
Couples without children	40.4%	39.9%
1 parent with child(ren)	21.0%	18.1%

Marital Status

	Hawkes Bay	New Zealand
Never married	28.8%	31.4%
Married (not civil union)	44.8%	44.8%
Previously married/partnered	18.4%	16.0%

'Previously married/partnered' includes separated, divorced and bereaved.

Households

At the 2006 Census, in Hawkes Bay Presbytery region there were 54,576 households:

- **Mean number of household members:** [NZ: 2.7]

Hastings District	2.7
Napier City	2.5
Central Hawke's Bay District	2.5

- **access to a telephone:** 87.0% of households [NZ: 91.7%].
- **access to the internet:** 52.8% of households [NZ: 60.5%].
- **access to a motor vehicle:** 92.4% of households [NZ: 92.2%].
- **mean weekly rent** for rented permanent private dwellings: [NZ: \$225]

Hastings District	183
Napier City	193
Central Hawke's Bay District	145

- **ownership of dwelling** with or without a mortgage, 67.9% [NZ: 66.9%].

Income

At the 2006 Census:

- The median family income in Hawkes Bay Presbytery region was: [NZ: \$59,000]

Hastings District	\$53,300
Napier City	\$52,500
Central Hawke's Bay District	\$52,900

Family Income in Hawkes Bay and NZ



Benefits and Allowances

The percentages of people 15 years of age and over in Hawkes Bay Presbytery region receiving the following government benefits and allowances are:

Benefits and Allowances

	Hawkes Bay region	New Zealand
Unemployment Benefit	3.03%	3.11%
Sickness Benefit	2.95%	2.38%
Domestic Purposes Benefit	4.28%	3.14%
Student Allowance	1.25%	2.17%

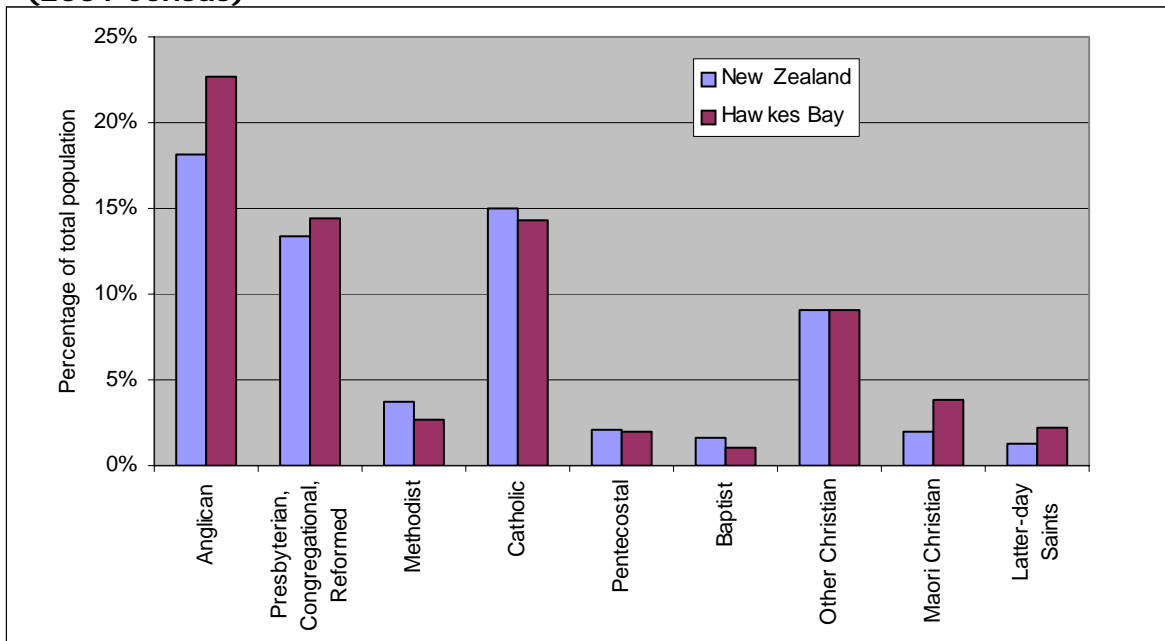
Religion

Religious Affiliation (2006 Census)

	Christian	Māori Christian	*New Age Religions	Judaism	Islam	Hindu	Buddhist	Other Religions	No Religion
New Zealand	58.03%	1.88%	0.57%	0.20%	1.03%	1.84%	1.50%	0.70%	37.13%
Hawkes Bay	62.15%	4.35%	0.63%	0.10%	0.35%	0.40%	0.66%	0.68%	33.92%

* includes Spiritualism

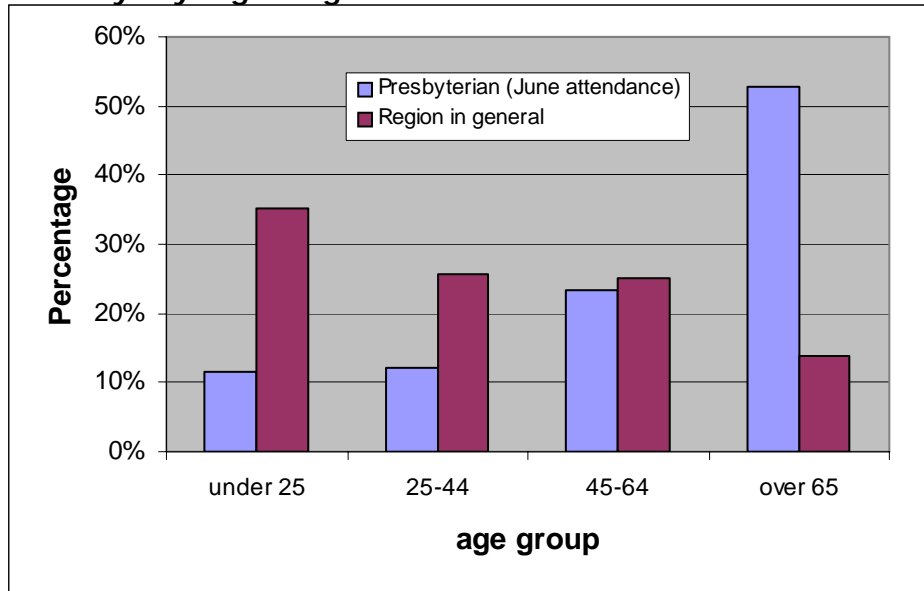
Christian Denomination in Hawkes Bay Presbytery region and NZ (2001 Census)



“**Other Christian**” includes Church of Christ, Lutheran, Adventists, Orthodox, Evangelical non-denominational, Reformed, Uniting/Union, Salvation Army, smaller groups and Christians who did not define their denomination further

Presbyterian Church Statistics for Hawkes Bay Presbytery

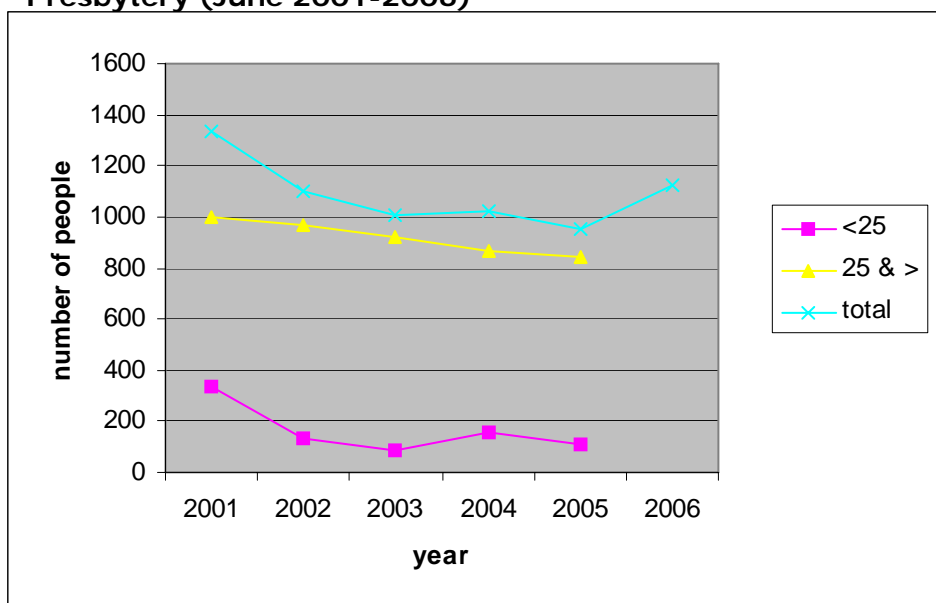
Age of those attending worship during June 2005 in Hawkes Bay Presbytery compared with Hawkes Bay Presbytery region age structure



Average numbers attending worship in June 2005 were 954.

In the 2001 census, 16,737 people in Hawkes Bay Presbytery region identified themselves as being Presbyterian. Presbyterian statistics record an average June worship attendance of 1,335 people in 2001 in the whole of Hawkes Bay Presbytery.

Average Worship Attendance in Hawkes Bay Presbytery (June 2001-2006)



Age categories are different for 2006 statistics so only the total can be given