

North Shore Presbytery Community Profile

Geography

This presbytery is equivalent to

- North Shore Region – made up of:
 - Rodney District
 - North Shore City

It is also equivalent to

- Waitemata Police District areas of North Shore and Rodney
- Waitemata District Health Board (minus Waitakere City portion)

Map of North Shore Presbytery





North Shore Presbytery region at a glance

Some of the significant highs and lows for the district and city in this presbytery compared with the 72 districts in mainland New Zealand are as follows: (**highest/high** in New Zealand; **lowest/low** in New Zealand). Data is from the 2006 census.

Population general	North Shore City	Rodney District
Median age (NZ: 35 years)	35 years	39 years
% of people 0-24 years old	35.22%	32.50%
% of people 25-44 years old	29.84%	26.29%
% of people 45-64 years old	24.12%	26.31%
% of people 65 years old and over	10.82%	14.90%
Population density (people/km ²) (NZ: 9.71)	1584.43	36.90
Population growth (2001-2006)	11.25%	17.56%

Work and Education

% receiving income from wages/salary*	61.54%	53.40%
% receiving income from self-employment*	17.60%	24.41%
% receiving income from investments*	27.22%	27.94%
% as full-time students*	13.44%	7.37%
% without any educational qualification*	12.86%	20.93%
% graduated from university*	21.27%	11.10%

Ethnicity

% European	67.48%	81.80%
% Maori	6.26%	8.70%
% Pacific Islander	3.27%	2.13%
% Asian	18.59%	3.06%

Family and Household

couples with children (as % of families)	47.27%	42.77%
couples without children (as % of families)	37.12%	43.71%
% solo parents (as % of families with children)	24.43%	24.02%
% widowed, or bereaved civil union*	4.11%	4.91%
% who have never married/partnered*	24.14%	17.61%
Median family income	\$76,100	\$65,300
Mean weekly rental for households renting	\$314	\$273
% of households with 6 or more people	3.97%	3.43%
% of households with only one occupant	18.77%	20.23%

Benefits

% receiving unemployment benefit*	1.62%	1.17%
% receiving sickness benefit*	1.37%	1.82%
% receiving domestic purposes benefit*	1.66%	2.54%
% receiving New Zealand superannuation*	11.75%	18.27%

Faith

% Christian	50.77%	47.88%
% Maori Christian	0.40%	0.87%
% having no religion	34.74%	37.35%
% following New Age/Spiritualism	0.50%	0.69%
% Hindu	1.55%	0.49%
% Islam	1.11%	0.17%
% Buddhist	2.09%	0.71%

Notes:

- Statistics with (*) are for the population aged 15 years and older
- "family" is defined as the total of couples with children plus couples without children plus solo parents
- Statistics in **bold** are 2nd highest/2nd lowest in New Zealand

General Comments

This presbytery, and both of the districts that make it up, are characterised by

- Very high population growth
- High incomes
- High rentals, both in actual amount and as proportion of income
- Low proportions of people on benefits
- The highest proportion of people in New Zealand born in the UK/Ireland (11.5%)

North Shore City exhibits these characteristics to a greater degree than Rodney District. From 2001 Census data, in North Shore City 4.8% of people live in deprived areas, and in Rodney District 8.6% do, and these are amongst the lowest proportions in New Zealand¹.

North Shore City is distinctive in some respects. It is obviously much more densely populated than Rodney District, and more of a place for couples with children. Whereas Rodney is very European, North Shore City has many Asian people and few Maori compared to New Zealand. Education is important to people who live in North Shore; there is a high percentage of students and university graduates, and few people without educational qualifications.

Suicide rates are somewhat lower than the national average (11.6/100,000 for 2002-2004) for the Waitemata District Health Board (although this DHB includes Waitakere City the suicide rate for the Auckland area in general is low).²

Rodney and North Shore City have among the lowest number (44.9 and 32 per 10,000 people) of non-casino gaming machines per head of all the districts in New Zealand.³

In both districts there is a diversity of faiths, but not at the expense of Christianity. The Anglican denomination dominates, and proportion of Presbyterians is less than the national average. Church attendance has declined, and this is significant when the overall high population growth in the presbytery area is taken into account. The age structure of congregations is significantly older than for the general population of the presbytery.

¹ NZDep2001 Index of Deprivation: The figure is for those living in decile 8-10 areas.

² Miranda Devlin. Ministry of Health. 2006. *Suicide Facts: 2004–2005 data*.

³ Kylie Mason. Ministry of Health. 2006. *Problem Gambling Geography of New Zealand 2005*. Wellington: Ministry of Health. The NZ average is 53.3.

Selected Statistics for North Shore Presbytery region

Note: The same statistic for all of New Zealand is given in square brackets e.g. [NZ: 20%]

Population

At the 2006 Census of Population and Dwellings:

- o The census usually resident population count for North Shore Presbytery region was 295,182, a change of 13.10% since 2001 [NZ: change = 7.8%].

Numbers of people counted

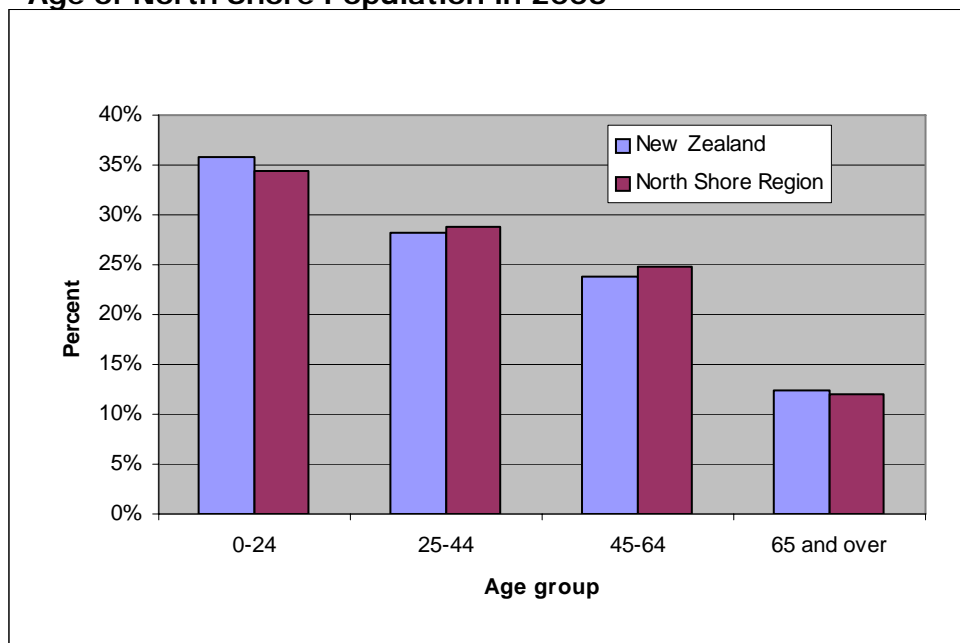
	North Shore	New Zealand
Males	143,750	1,965,648
Females	151,421	2,062,323
Total	295,182	4,027,971

Age profile

At the 2006 Census:

- o 20.5% of people in North Shore Presbytery region were **under 15** years old [NZ: 21.5%].
- o 12.1% of people in North Shore Presbytery region were **over 65** years old [NZ: 12.3%].

Age of North Shore Population in 2006



Employment

At the 2006 Census:

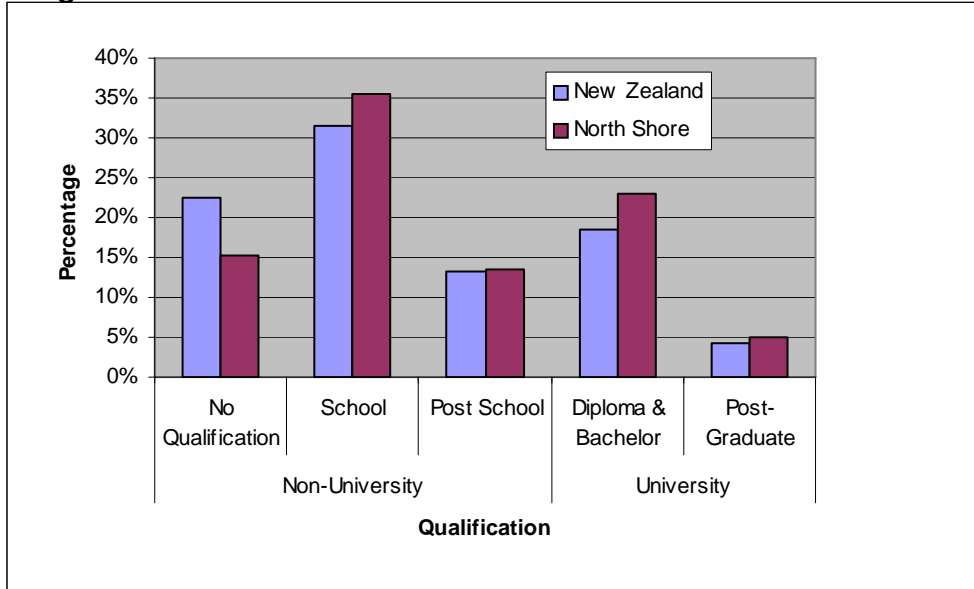
- o The **unemployment rate** in North Shore Presbytery region was 4.1% [NZ: 5.4%].
- o The most popular occupational group in North Shore Presbytery region was Professionals at 21.9% [NZ: professionals (18.9%)].

Education

At the 2006 Census:

- o 41.6% of people aged 15 years and over in North Shore Presbytery region had a **post-school qualification** [NZ: 35.8%].

Highest Qualification in North Shore and NZ

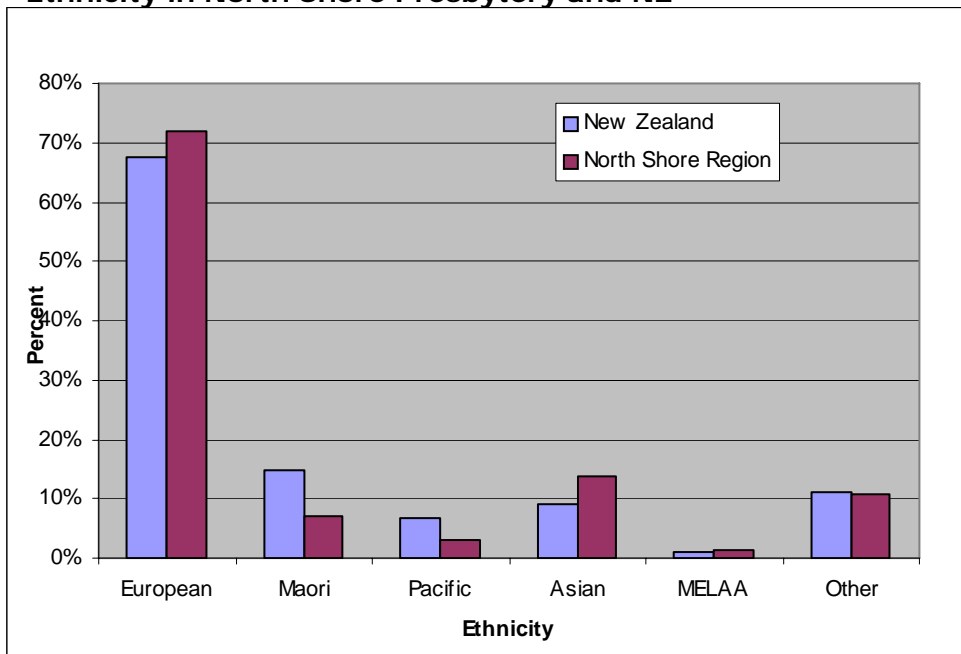


Ethnic groups

At the 2006 Census:

- o 71.8% of people in North Shore Presbytery region said they belong to the European ethnic group [NZ: 67.6%].

Ethnicity in North Shore Presbytery and NZ



MELAA = Middle East, Latin American and African

Families

At the 2006 Census:

- There were 81,972 families in North Shore Presbytery region.

Family type

	North Shore	New Zealand
Couples with child(ren)	46.1%	42.0%
Couples without children	39.1%	39.9%
1 parent with child(ren)	14.8%	18.1%

Marital Status

	North Shore	New Zealand
Never married	29.1%	31.4%
Married (not civil union)	49.9%	44.8%
Previously married/partnered	15.1%	16.0%

'Previously married/partnered' includes separated, divorced and bereaved.

Households

At the 2006 Census, in North Shore Presbytery region there were 105,006 households:

- **Mean number of household members:** [NZ: 2.7]

Rodney District	2.6
North Shore City	2.8

- **access to a telephone:** 92.1% of households [NZ: 91.7%].
- **access to the internet:** 69.8% of households [NZ: 60.5%].
- **access to a motor vehicle:** 95.0% of households [NZ: 92.2%].
- **mean weekly rent** for rented permanent private dwellings: [NZ: \$225]

Rodney District	\$273
North Shore City	\$314

- **ownership of dwelling** with or without a mortgage, 71.3% [NZ: 66.9%].

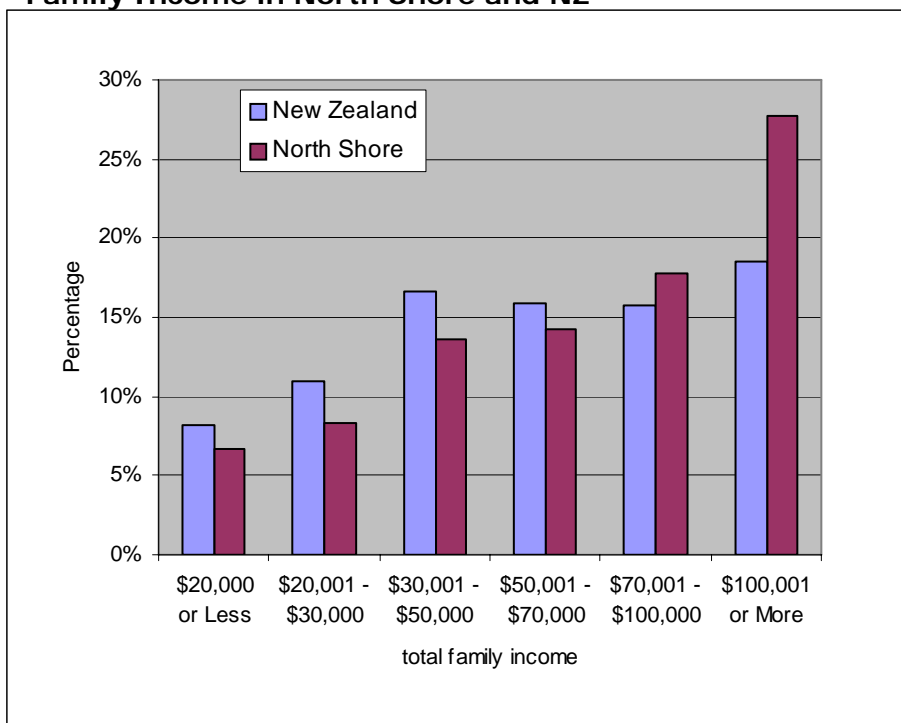
Income

At the 2006 Census:

- The median family income in North Shore Presbytery region was: [NZ: \$59,000]

Rodney District	\$65,300
North Shore City	\$76,100

Family Income in North Shore and NZ



Benefits and Allowances

The percentages of people 15 years of age and over in North Shore Presbytery region receiving the following government benefits and allowances are:

Benefits and Allowances

	North Shore region	New Zealand
Unemployment Benefit	1.41%	3.11%
Sickness Benefit	1.43%	2.38%
Domestic Purposes Benefit	1.82%	3.14%
Student Allowance	1.96%	2.17%

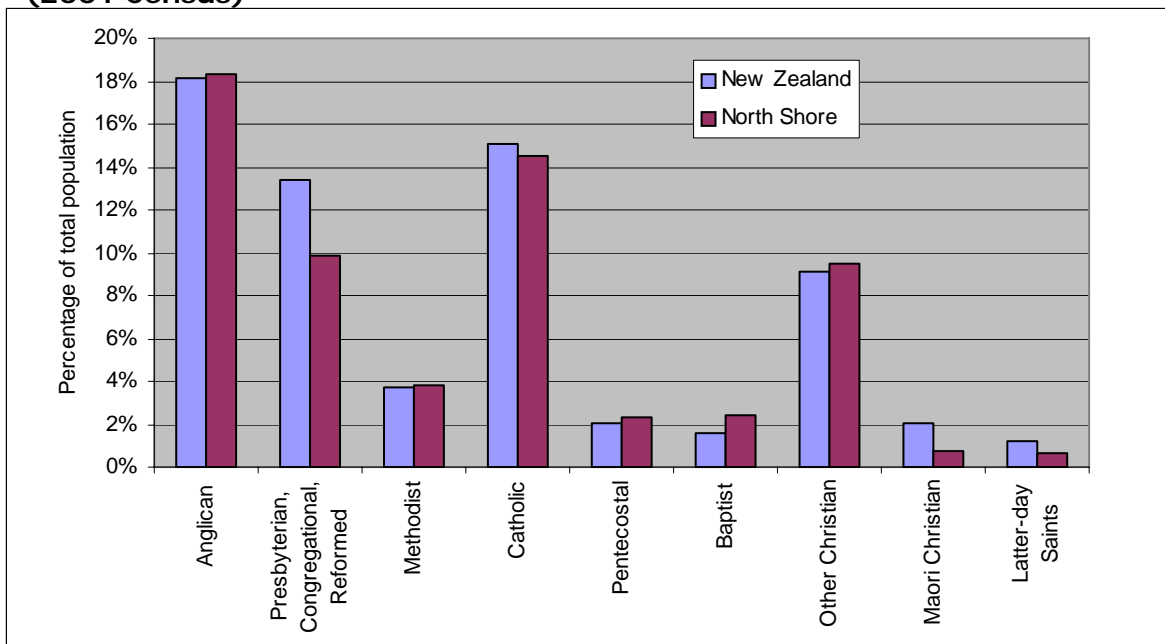
Religion

Religious Affiliation (2006 Census)

	Christian	Māori Christian	*New Age Religions	Judaism	Islam	Hindu	Buddhist	Other Religions	No Religion
New Zealand	58.03%	1.88%	0.57%	0.20%	1.03%	1.84%	1.50%	0.70%	37.13%
North Shore	56.21%	0.62%	0.62%	0.28%	0.92%	1.38%	1.88%	0.45%	40.03%

* includes Spiritualism

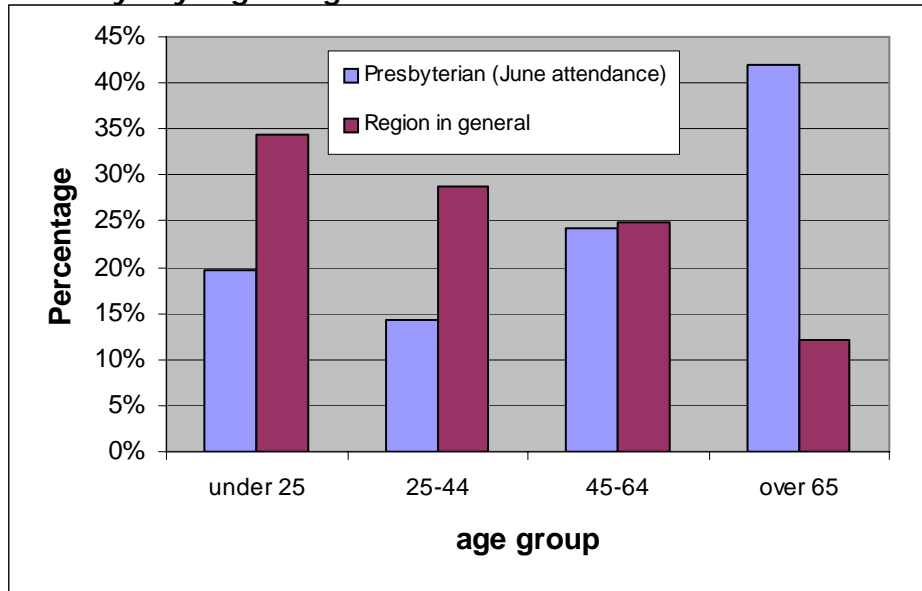
Christian Denomination in North Shore Presbytery region and NZ (2001 Census)



“Other Christian” includes Church of Christ, Lutheran, Adventists, Orthodox, Evangelical non-denominational, Reformed, Uniting/Union, Salvation Army, smaller groups and Christians who did not define their denomination further

Presbyterian Church Statistics for North Shore Presbytery

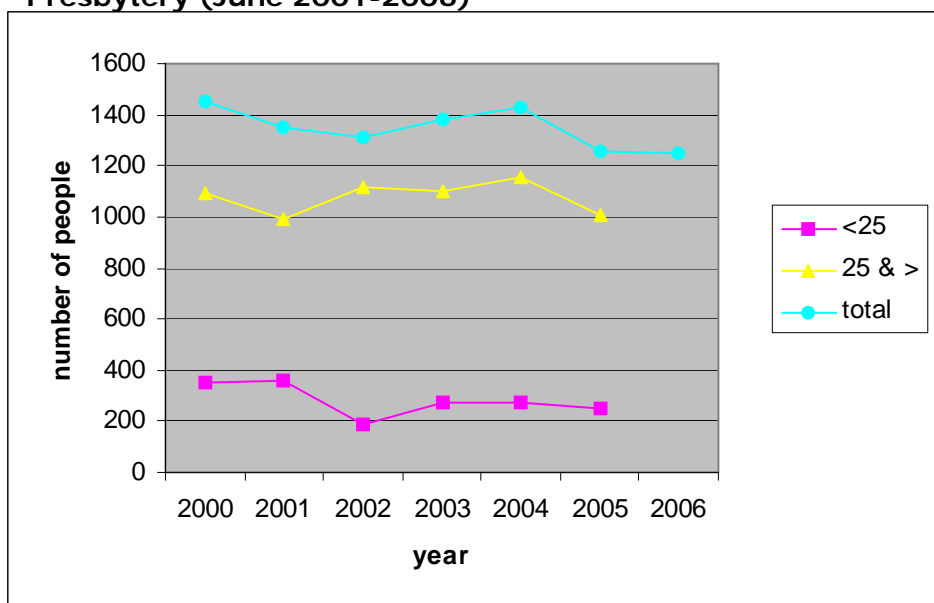
Age of those attending worship during June 2005 in North Shore Presbytery compared with North Shore Presbytery region age structure



Average numbers attending worship in June 2005 were 1256.

In the 2001 census, 22,401 people in North Shore Presbytery region identified themselves as being Presbyterian. Presbyterian statistics record an average June worship attendance of 1352 people in 2001 in the whole of North Shore Presbytery.

Average Worship Attendance in North Shore Presbytery (June 2001-2006)



Age categories are different for 2006 statistics so only the total can be given