

FUND UPDATE

The Presbyterian Church of Aotearoa New Zealand Beneficiary Fund - Growth Option for the year ended 30 June 2022

This fund update was first made publicly available effective 30 September 2022.

WHAT IS THE PURPOSE OF THIS UPDATE?

This document tells you how the Growth option has performed and what fees were charged. The document will help you to compare the fund with other funds. Presbyterian Church Beneficiary Fund Trustee Limited prepared this update in accordance with the Financial Markets Conduct Act 2013. This information is not audited and may be updated.

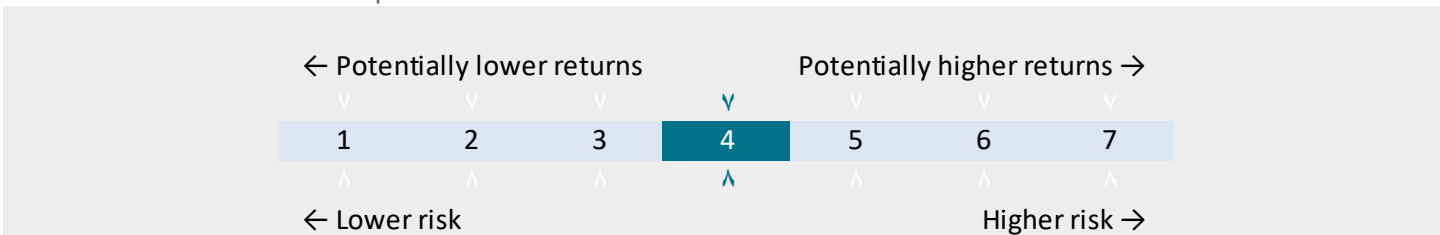
DESCRIPTION OF THIS FUND

The Growth option invests mainly in growth assets such as shares and real assets. This option may be suitable for investors wanting to invest mostly in growth assets who are comfortable accepting more fluctuations in the value of their retirement savings than those expected from the Balanced option with a view to achieving higher longer-term returns.

Total value of the fund	\$6,680,813
Number of investors in the fund	139
The date the fund started	1 December 2017

WHAT ARE THE RISKS OF INVESTING?

Risk indicator for the Growth option:



The risk indicator is rated from 1 (low) to 7 (high). The rating reflects how much the value of the fund's assets goes up and down. A higher risk generally means higher potential returns over time, but more ups and downs along the way.

To help you clarify your own attitude to risk, you can seek financial advice or work out your risk profile at www.sorted.org.nz/tools/investor-kickstarter.

Note that even the lowest category does not mean a risk-free investment, and there are other risks that are not captured by this rating.

This risk indicator is not a guarantee of a fund's future performance. The risk indicator is based on the returns data for the 3 years to 30 June 2022. While risk indicators are usually relatively stable, they do shift from time to time. The risk indicator will continue to be updated in future fund updates.

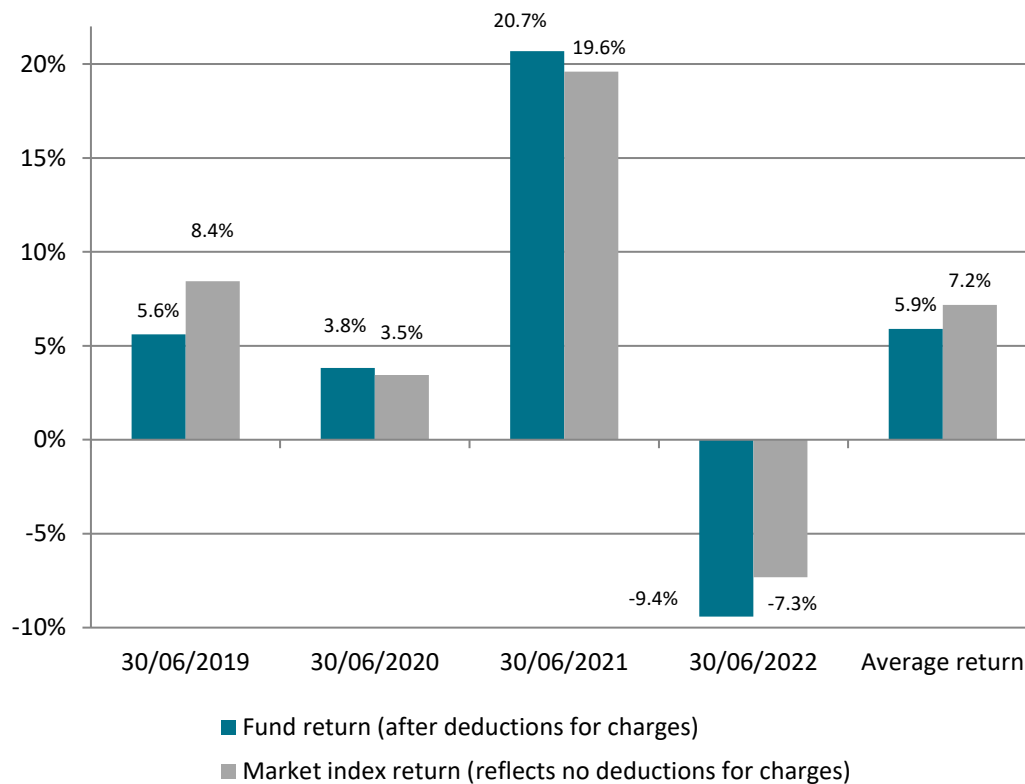
See the Product Disclosure Statement (PDS) for more information about the risks associated with investing in this fund.

HOW HAS THE FUND PERFORMED?

	Past year
Annual return (after deductions for charges and tax)	-9.41%
Annual return (after deductions for charges but before tax)	-9.41%
Market index annual return (reflects no deduction for charges and tax)	-7.32%

The market index return is the strategic asset allocation weighted benchmark index return, where the benchmark indices are defined in the Statement of Investment Policy and Objectives. Additional information about the market index is available on the offer register at <https://disclose-register.companiesoffice.govt.nz/>, search for The Presbyterian Church of Aotearoa New Zealand Beneficiary Fund.

ANNUAL RETURN GRAPH



This shows the return after fund charges and tax for each year ending 30 June since the fund started. The last bar shows the average annual return since the fund started, up to 30 June 2022. The Beneficiary Fund is currently exempt from tax on investment income.

Important: This does not tell you how the fund will perform in the future.

WHAT FEES ARE INVESTORS CHARGED?

Investors in the Growth option pay fund charges. In the year to 30 June 2022 these were:

% of net asset value	
TOTAL FUND CHARGES	0.95%
Which are made up of:	
TOTAL MANAGEMENT AND ADMINISTRATION CHARGES	0.95%
Including:	
Manager's basic fee	0.72%
Other management and administration charges ¹	0.23%
TOTAL PERFORMANCE BASED FEES	0.00%
OTHER CHARGES	Dollar amount per investor Nil

More detail on other management and administration charges is included in the Notes section at the end of this document.

Investors may also be charged individual action fees for specific actions or decisions. See the Product Disclose Statement for information about those fees.

Small differences in fees and charges can have a big impact on your investment over the long term.

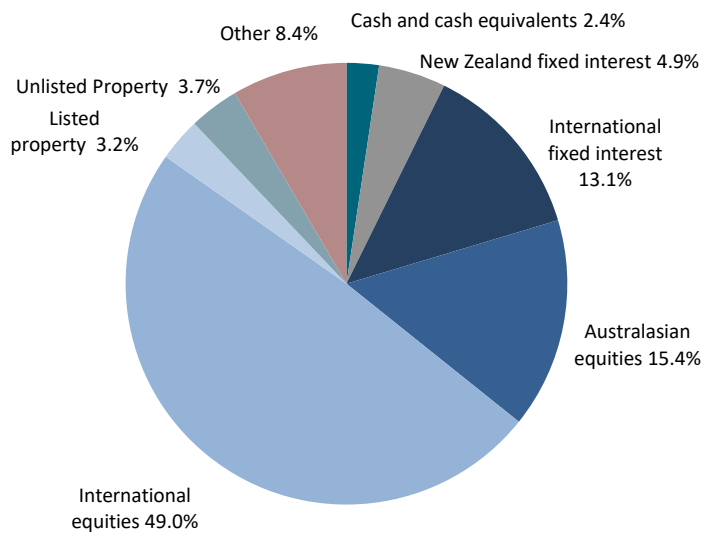
EXAMPLE OF HOW THIS APPLIES TO AN INVESTOR

Michael had \$10,000 in the fund at the start of the year and did not make any further contributions. At the end of the year, Michael received a return after fund charges were deducted of -\$941 (that is -9.41% of his initial \$10,000). No other charges were deducted. This gives Michael a total return after tax of -\$941 for the year.

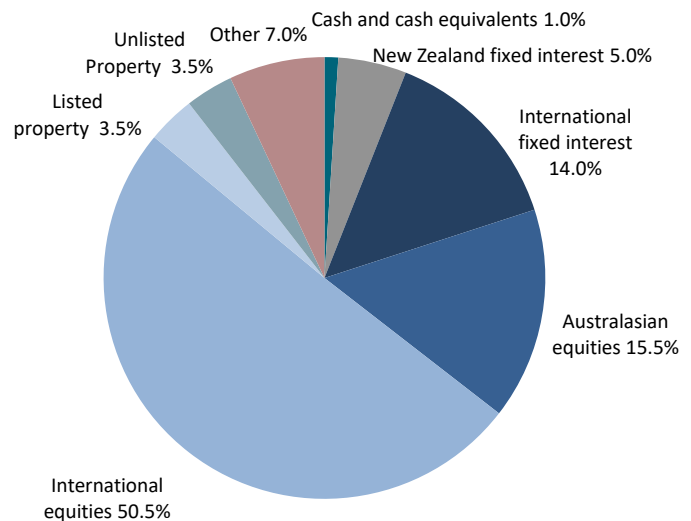
WHAT DOES THE FUND INVEST IN?

This shows the types of assets that the fund invests in

Actual investment mix



Target investment mix



*Other investments include listed and unlisted infrastructure assets and alternatives.

Top 10 Investments

	Name	% of fund net assets	Type	Country	Credit rating (if applicable)
1	Mercer Socially Responsible Growth Portfolio	100%	Diversified Fund	NZ	N/A

The top 10 investments make up 100% of the fund.

Refer to the Statement of Investment Policy and Objectives for more information which is available from <https://disclose-register.companiesoffice.govt.nz/>.

KEY PERSONNEL

This shows the manager's directors who have the most influence on the investment decisions of the fund.

	Name	Current position	Time in current position	Previous or other position	Time in previous or other position
1	Ian Russon	Director - Presbyterian Beneficiary Fund Trustee Limited	4 years, 7 months	Client Director, Institutional Banking, Bank of New Zealand	15 years, 9 months
2	Roger Gyles	Director - Presbyterian Beneficiary Fund Trustee Limited	4 years, 7 months	General Manager - Finance - New Zealand Local Government Insurance Corporation Ltd.	18 years, 6 months
3	Warren Potter	Director - Presbyterian Beneficiary Fund Trustee Limited	4 years, 7 months	Global Futures Portfolio Manager, ACC	1 year, 11 Months
4	Margaret Galt	Director - Presbyterian Beneficiary Fund Trustee Limited	4 years, 7 months	Principal Adviser, New Zealand Treasury	14 years, 5 months
5	Russell Garrett	Director - Presbyterian Beneficiary Fund Trustee Limited	4 years, 7 months	Executive Officer, The Presbyterian Church Property Trustees Limited	3 years

FURTHER INFORMATION

You can also obtain this information, the PDS for the Presbyterian Church of Aotearoa New Zealand Beneficiary Fund, and some additional information from the offer register at <https://disclose-register.companiesoffice.govt.nz/>.

NOTES

- 1) Other management and administration charges include performance-based fees of 0.08%, charged by external managers of underlying funds the Growth option invested into. Performance-based fees are subject to market movements and external manager performance and for any given period may materially differ from those disclosed for the year to 30 June 2022. Underlying performance-based fees have been estimated based on data to 30 June 2022. These are not included in 'Total Performance Based Fees' as this line relates solely to any performance-based fees paid directly to the Manager (Presbyterian Beneficiary Fund Trustee Limited).