


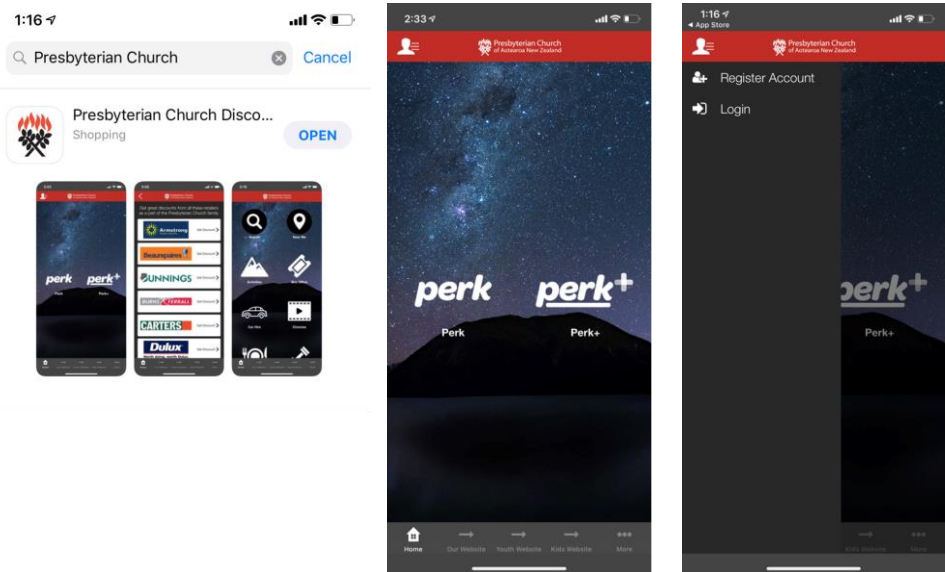
# App Instructions

## to download Presbyterian Church App and Register.

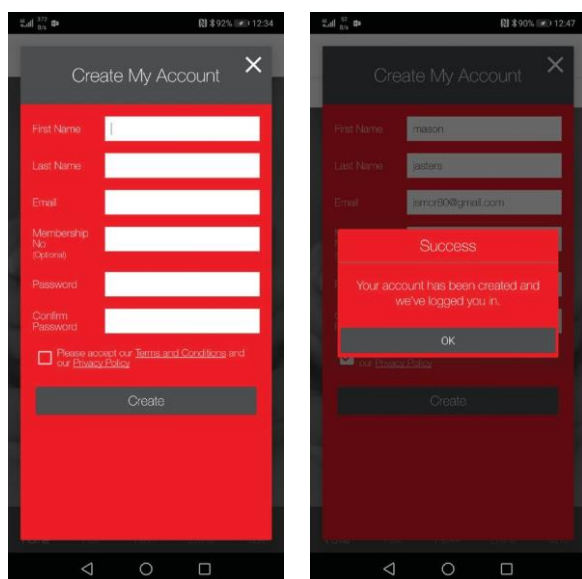
1. Go to Google play or the Apple store and search for Presbyterian Church. Click install or Get.



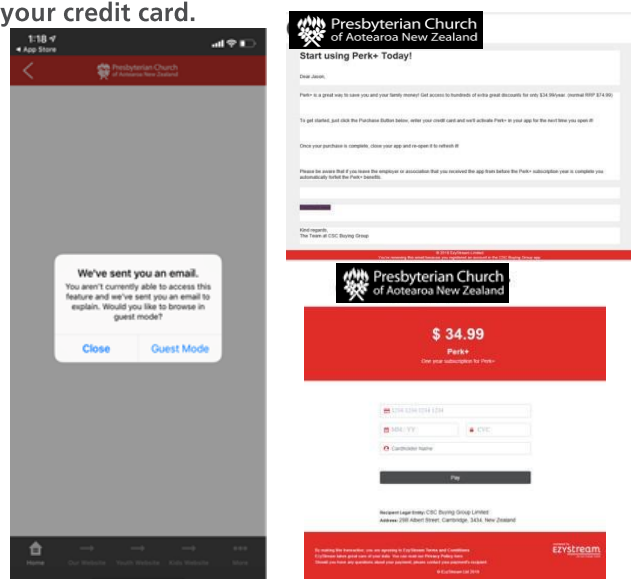
2. Once installed either open via the app or click open in google play. Once in the app click on the head in the top left corner of screen. All users will need to register - Click register.



3. Enter in your membership details and click create. You will then be able to access the discounts in Perk. Enjoy!



4. You will also be able to browse as a guest in our Perk+ range of offerings. Should you wish to purchase a Perk+ 12 month subscription please do so by following the link that will have been sent to your registered email address and your credit card.



Phone: 07 823 7979 Email: [office@csc.org.nz](mailto:office@csc.org.nz)  
[www.csc.org.nz](http://www.csc.org.nz)

*Building Richer Communities*